


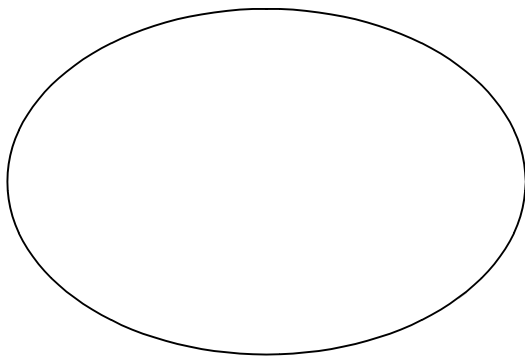


Bookmark Windows

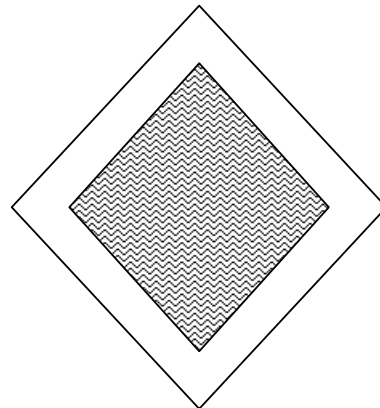
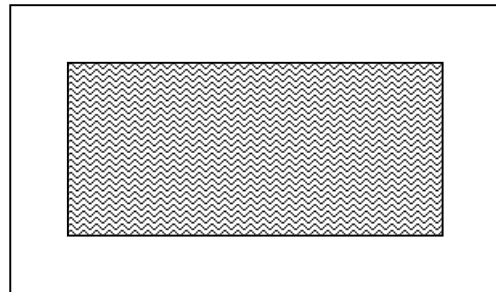
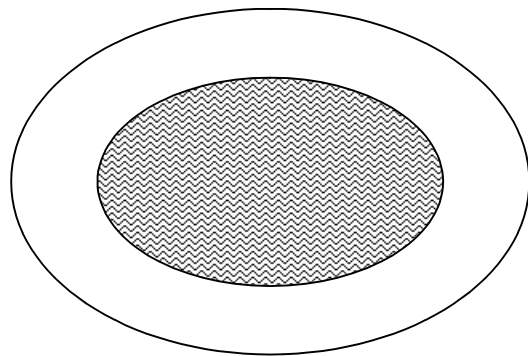
Needlework Nutshell / May 2008

Cut solid backs and front "windows" from felt, faux suede, or card stock. Sandwich needlework between the front and back. Add ribbon if desired. Glue all layers securely around the edges. Allow to dry.

Backs



Fronts



These diagrams may not be copied or distributed without written permission from Funk & Weber Designs.

© 2008 Funk & Weber Designs

www.funkandweber.com / www.JenFunkWeber.com